

**SCHOTTKY BARRIER RECTIFIERS**

**APD240**

**Features**

- Low Forward Voltage Drop
- Very Small Conduction Losses
- High Surge Capability
- Surge Overload Rating up to 50A Peak Value

**Applications**

- Low Voltage High Frequency Inverters
- DC-DC Converters
- Free Wheeling
- Polarity Protection

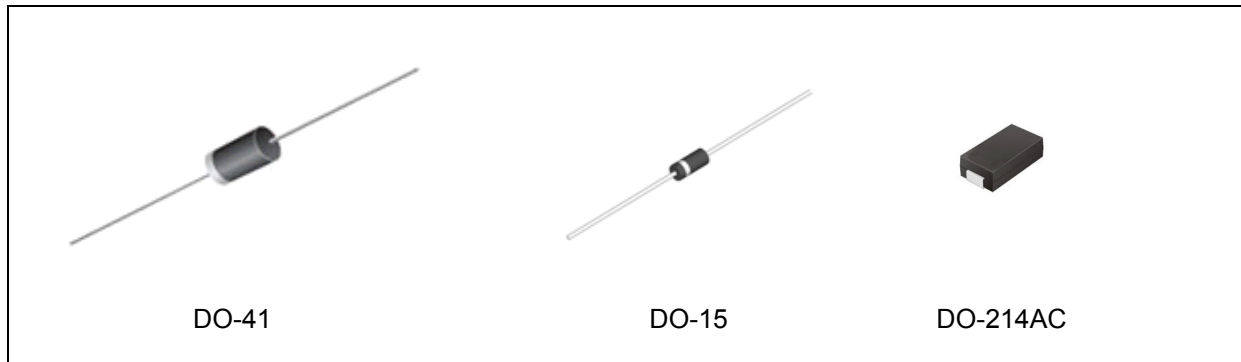


Figure 1. Package Types of APD240

**Pin Configuration**

VD/VG Package  
(DO-41/DO-15)

VR Package  
(DO-214AC)


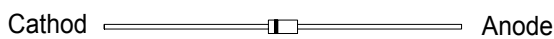


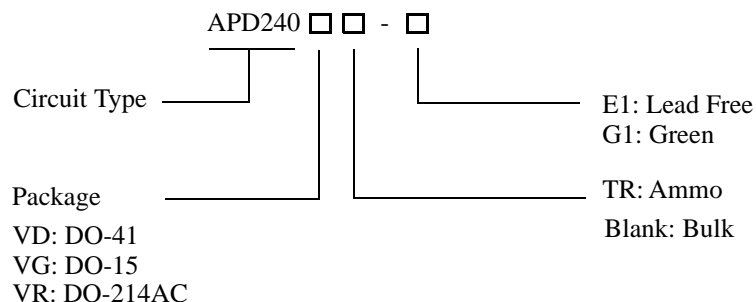
Figure 2. Pin Configuration of APD240



**SCHOTTKY BARRIER RECTIFIERS**

**APD240**

**Ordering Information**



Package	Part Number		Marking ID		Packing Type
	Lead Free	Green	Lead Free	Green	
DO-41	APD240VD-E1	APD240VD-G1	D240VD	240VDG	Bulk
	APD240VDTR-E1	APD240VDTR-G1	D240VD	240VDG	Ammo
DO-15	APD240VG-E1	APD240VG-G1	D240VG	240VGG	Bulk
	APD240VGTR-E1	APD240VGTR-G1	D240VG	240VGG	Ammo
DO-214AC	APD240VR-E1	APD240VR-G1	D240VR	240VRG	Bulk
	APD240VRTR-E1	APD240VRTR-G1	D240VR	240VRG	Ammo

BCD Semiconductor's Pb-free products, as designated with "E1" suffix in the part number, are RoHS compliant. Products with "G1" suffix are available in green packages.

**SCHOTTKY BARRIER RECTIFIERS****APD240****Absolute Maximum Ratings** ( $T_A=25^{\circ}\text{C}$ , unless otherwise noted) (Note 1)

Parameter	Symbol	Value	Unit
Maximum Repetitive Peak Reverse Voltage	$V_{RRM}$	40	V
Maximum DC Blocking Voltage	$V_{DC}$	40	V
Maximum RMS Voltage	$V_{RMS}$	28	V
Average Rectified Forward Current 0.375 " (9.5mm) Lead Length (See Figure 3)	$I_{F(AV)}$	2.0	A
Non-Repetitive Peak Forward Surge Current 8.3 ms Single Half Sine-Wave on Rated Load	$I_{FSM}$	50	A
Operating Junction Temperature Range	$T_J$	-65 to 125	$^{\circ}\text{C}$
Storage Temperature Range	$T_{STG}$	-65 to 150	$^{\circ}\text{C}$

Note 1: Stresses greater than those listed under "Absolute Maximum Ratings" may cause permanent damage to the device. These are stress ratings only, and functional operation of the device at these or any other conditions beyond those indicated under "Recommended Operating Conditions" is not implied. Exposure to "Absolute Maximum Ratings" for extended periods may affect device reliability.



**SCHOTTKY BARRIER RECTIFIERS**

**APD240**

**Thermal Characteristics** ( $T_A=25^{\circ}\text{C}$ , unless otherwise noted)

Parameter	Symbol		Values	Unit
Typical Thermal Resistance (Note 2)	$\theta_{JA}$	DO-41/DO-15	52	$^{\circ}\text{C}/\text{W}$
		DO-214AC	90	
	$\theta_{JL}$	DO-41/DO-15	23	

Note 2: Thermal resistance from junction to lead, PCB mounted, 0.375" (9.5mm) lead length.

**Electrical Characteristics** ( $T_A=25^{\circ}\text{C}$ , unless otherwise noted)

Parameter	Symbol	Values	Unit
Forward Voltage @ $I_F=2.0\text{A}$	$V_F$	0.5	V
Reverse Current @ Rated $V_R$ (Note 3)	$I_R$	$T_A=25^{\circ}\text{C}$	0.5
		$T_A=100^{\circ}\text{C}$	10

Note 3: Pulse Test: 300  $\mu\text{s}$  pulse width, 1.0% duty cycle.

**Typical Performance Characteristics** ( $T_A=25^{\circ}\text{C}$ , unless otherwise noted)

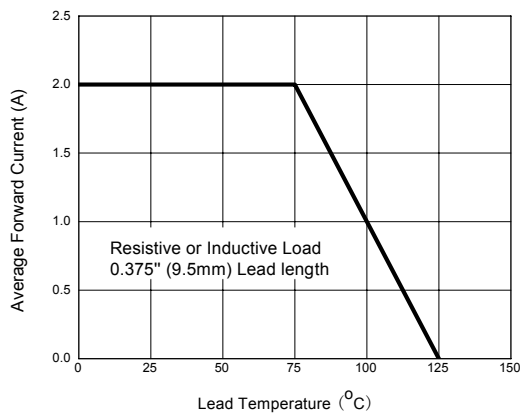


Figure 3. Forward Current Derating Curve

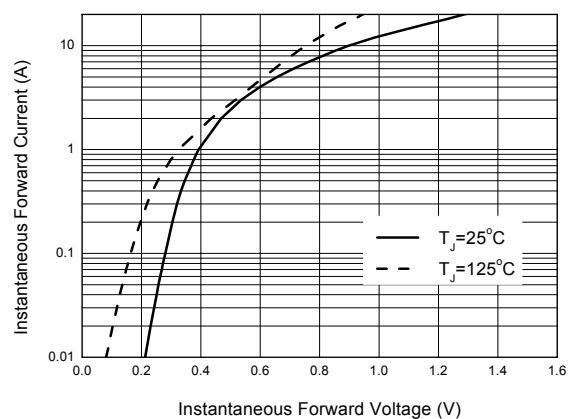


Figure 4. Typical Instantaneous Forward Characteristics



Typical Performance Characteristics (Continued)

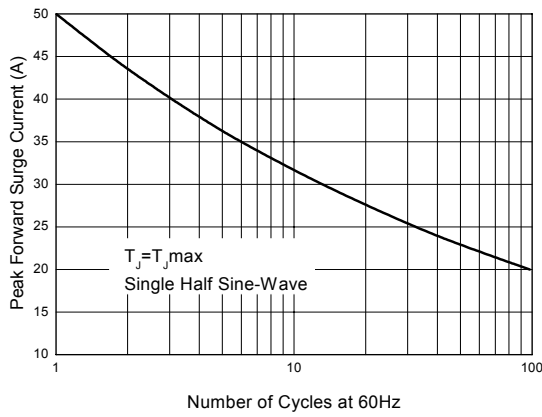


Figure 5. Maximum Non-Repetitive Peak Forward Surge Current

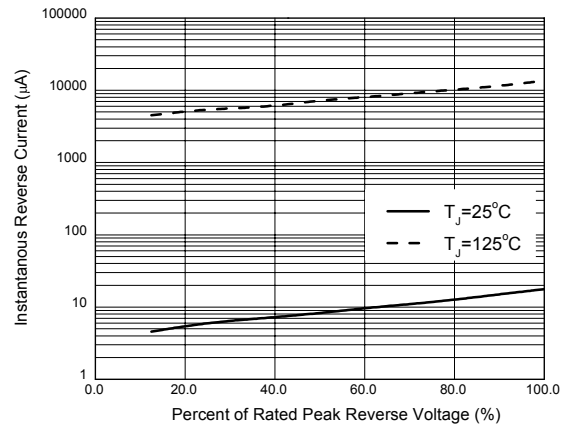


Figure 6. Typical Reverse Characteristics

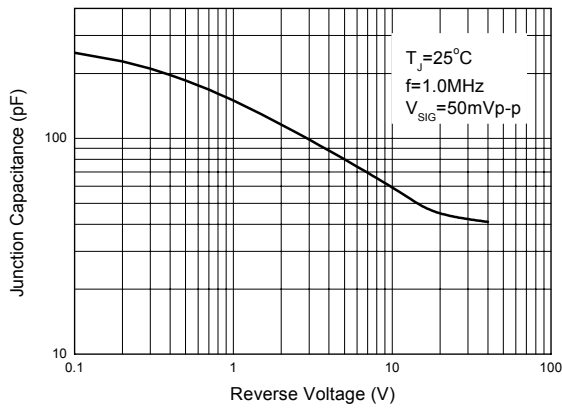


Figure 7. Typical Junction Capacitance



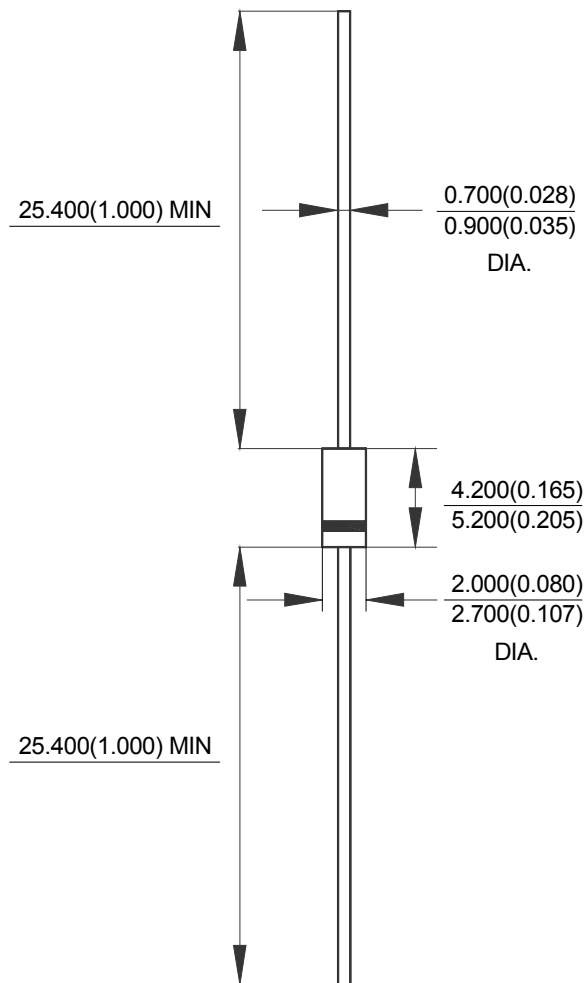
**SCHOTTKY BARRIER RECTIFIERS**

**APD240**

**Mechanical Dimensions**

**DO-41**

**Unit: mm(inch)**





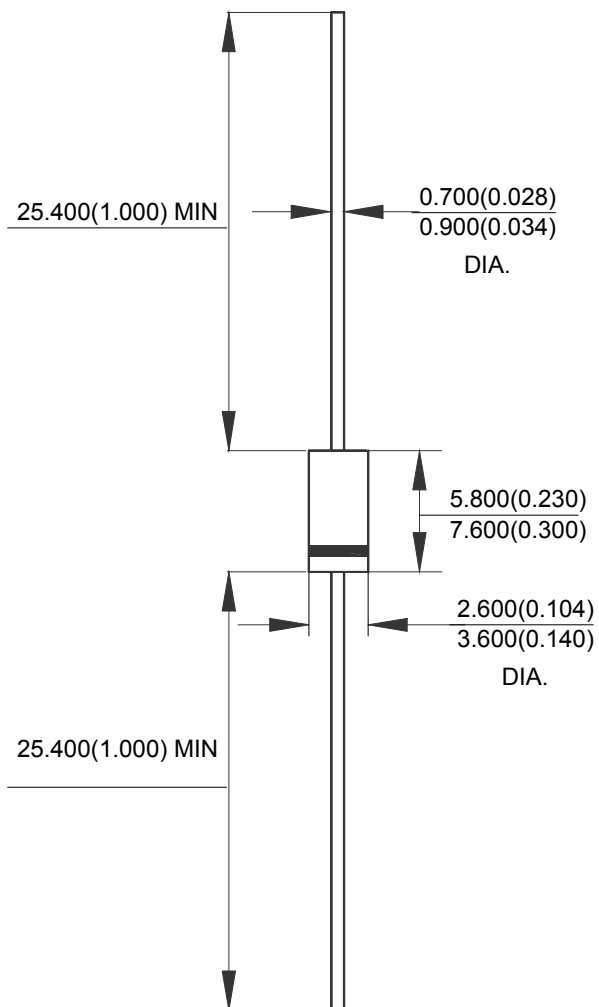
**SCHOTTKY BARRIER RECTIFIERS**

**APD240**

**Mechanical Dimensions (Continued)**

**DO-15**

**Unit: mm(inch)**





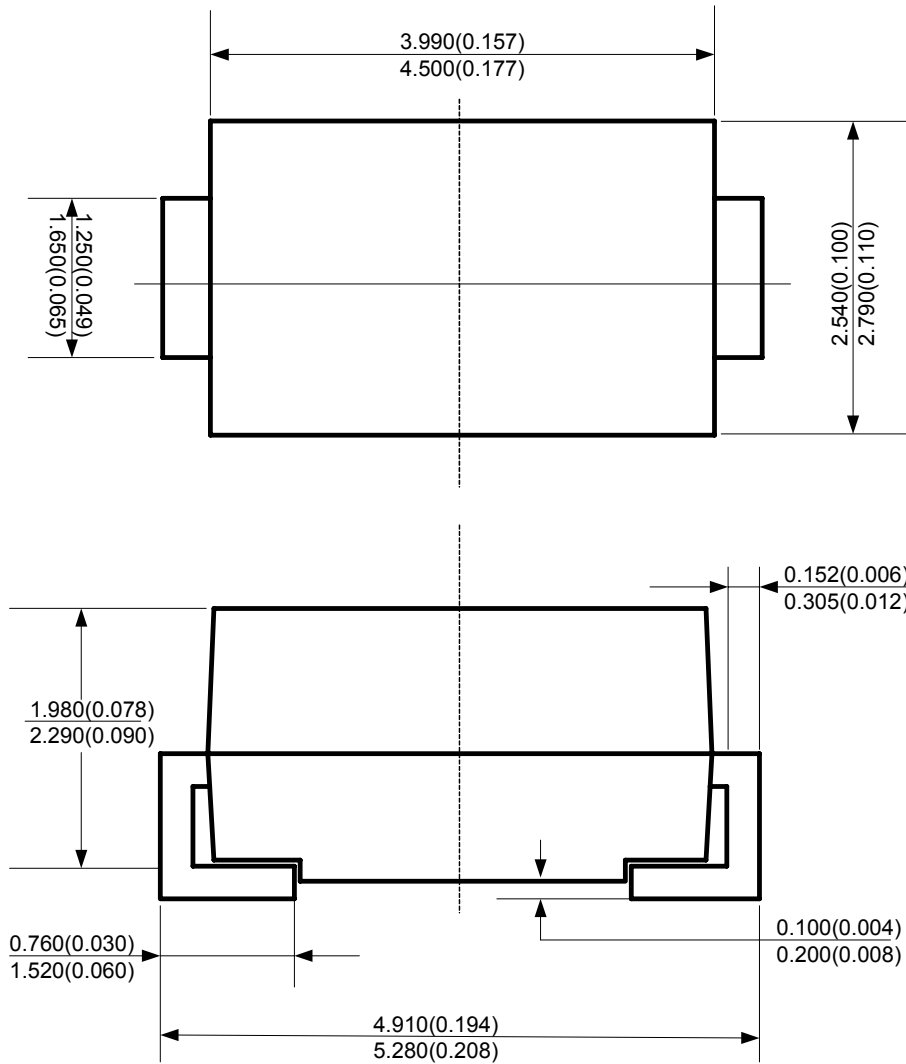
**SCHOTTKY BARRIER RECTIFIERS**

**APD240**

**Mechanical Dimensions (Continued)**

**DO-214AC**

**Unit: mm(inch)**





## **BCD Semiconductor Manufacturing Limited**

<http://www.bcdsemi.com>

### **IMPORTANT NOTICE**

BCD Semiconductor Manufacturing Limited reserves the right to make changes without further notice to any products or specifications herein. BCD Semiconductor Manufacturing Limited does not assume any responsibility for use of any its products for any particular purpose, nor does BCD Semiconductor Manufacturing Limited assume any liability arising out of the application or use of any its products or circuits. BCD Semiconductor Manufacturing Limited does not convey any license under its patent rights or other rights nor the rights of others.

---

#### **MAIN SITE**

##### **- Headquarters**

##### **BCD Semiconductor Manufacturing Limited**

No. 1600, Zi Xing Road, Shanghai Zizhu Science-based Industrial Park, 200241, China  
Tel: +86-21-24162266, Fax: +86-21-24162277

##### **- Wafer Fab**

##### **Shanghai SIM-BCD Semiconductor Manufacturing Co., Ltd.**

800 Yi Shan Road, Shanghai 200233, China  
Tel: +86-21-6485 1491, Fax: +86-21-5450 0008

#### **REGIONAL SALES OFFICE**

##### **Shenzhen Office**

##### **Shanghai SIM-BCD Semiconductor Manufacturing Co., Ltd., Shenzhen Office**

Unit A Room 1203, Skyworth Bldg., Gaoxin Ave.1.S., Nanshan District, Shenzhen, China  
Tel: +86-755-8826 7951  
Fax: +86-755-8826 7865

##### **Taiwan Office**

##### **BCD Semiconductor (Taiwan) Company Limited**

4F, 298-1, Rui Guang Road, Nei-Hu District, Taipei, Taiwan  
Tel: +886-2-2656 2808  
Fax: +886-2-2656 2806

##### **USA Office**

##### **BCD Semiconductor Corp.**

30920 Huntwood Ave. Hayward, CA 94544, USA  
Tel : +1-510-324-2988  
Fax: +1-510-324-2788